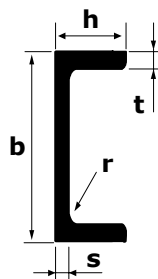


PROFILI UAP LAMINATI/SALDATI

Flange parallele



| DIMENSIONI | | | | |
|------------|----|-----|---|-------|
| B | H | S * | T | KG/M |
| 50 | 25 | 3 | 3 | 2,30 |
| 60 | 30 | 5 | 5 | 4,37 |
| 80 | 40 | 5 | 5 | 6,00 |
| 100 | 50 | 5 | 5 | 7,65 |
| 120 | 60 | 6 | 6 | 11,11 |
| 150 | 75 | 6 | 6 | 14,00 |

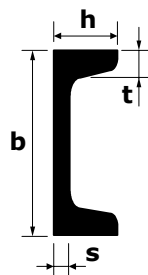


PROFILI UNP LAMINATI

Flange coniche



| DIMENSIONI * | | | | |
|--------------|----|-----|------|-------|
| B | H | S | T | KG/M |
| 20 | 10 | 3 | 3,5 | 0,86 |
| 30 | 15 | 4 | 4,5 | 1,78 |
| 30 | 33 | 5 | 7 | 4,33 |
| 40 | 20 | 3 | 3,5 | 2,05 |
| 40 | 20 | 4 | 4,5 | 2,30 |
| 40 | 35 | 5 | 7 | 4,87 |
| 50 | 25 | 5 | 6 | 3,90 |
| 50 | 38 | 5 | 7 | 5,59 |
| 60 | 30 | 6 | 6 | 5,45 |
| 65 | 42 | 5,5 | 7,5 | 7,09 |
| 80 | 45 | 6 | 8 | 8,64 |
| 100 | 50 | 6 | 8,5 | 10,60 |
| 120 | 55 | 7 | 9 | 13,35 |
| 140 | 60 | 7 | 10 | 16,01 |
| 160 | 65 | 7,5 | 10,5 | 18,84 |



PROFILI UNP SALDATI

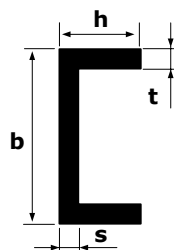
Flange parallele

AISI
304

AISI
316

DIMENSIONI *

| B | H | S | T | HG/M |
|-----|-----|-----|------|-------|
| 80 | 45 | 6 | 8 | 8,64 |
| 100 | 50 | 6 | 6 | 10,60 |
| 120 | 55 | 7 | 9 | 13,35 |
| 140 | 60 | 7 | 10 | 16,01 |
| 150 | 75 | 6 | 6 | 14,00 |
| 160 | 65 | 7,5 | 10,5 | 18,84 |
| 180 | 70 | 8 | 11 | 22,00 |
| 200 | 75 | 8,5 | 11,5 | 25,28 |
| 220 | 80 | 9 | 12,5 | 29,40 |
| 240 | 85 | 9,5 | 13 | 33,21 |
| 260 | 90 | 10 | 14 | 37,92 |
| 300 | 100 | 10 | 16 | 46,16 |



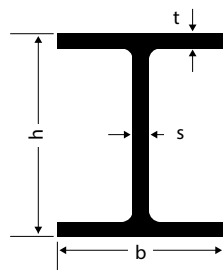
*(Misure alternative su richiesta)

TRAVE HEA AD ALI PARALLELE

(Possibilità taglio a misura/misure oltre L. 6.000 su richiesta)



| DESIGNAZIONE | DIMENSIONI | | | | |
|--------------|------------|-----|------|------|-------|
| | H | B | S | T | KG/M |
| 100 | 96 | 100 | 5 | 8 | 16,70 |
| 120 | 114 | 120 | 5 | 8 | 19,90 |
| 140 | 133 | 140 | 5,5 | 8,5 | 24,70 |
| 160 | 152 | 160 | 6 | 9 | 30,40 |
| 180 | 171 | 180 | 6 | 9,5 | 35,50 |
| 200 | 190 | 200 | 6,5 | 10 | 42,30 |
| 220 | 210 | 220 | 7 | 11 | 50,50 |
| 240 | 230 | 240 | 7,5 | 12 | 60,30 |
| 260 | 250 | 260 | 7,5 | 12,5 | 68,20 |
| 280 | 270 | 280 | 8 | 13 | 76,40 |
| 300 | 290 | 300 | 8,5 | 14 | 88,30 |
| 320 | 310 | 300 | 9 | 15,5 | 97,60 |
| 340 | 330 | 300 | 9,5 | 16,5 | 105 |
| 360 | 350 | 300 | 10 | 17,5 | 112 |
| 400 | 390 | 300 | 11 | 19 | 125 |
| 450 | 440 | 300 | 11,5 | 21 | 140 |
| 500 | 490 | 300 | 12 | 23 | 155 |
| 550 | 540 | 300 | 12,5 | 24 | 166 |
| 600 | 590 | 300 | 13 | 25 | 178 |
| 650 | 640 | 300 | 13,5 | 26 | 190 |
| 700 | 690 | 300 | 14,5 | 27 | 204 |
| 800 | 790 | 300 | 15 | 28 | 224 |
| 900 | 890 | 300 | 16 | 30 | 252 |
| 1000 | 990 | 300 | 16,5 | 31 | 272 |



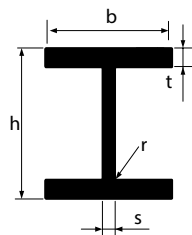
TRAVE HEB AD ALI PARALLELE

(Possibilità taglio a misura/misure oltre L. 6.000 su richiesta)

AISI
304

AISI
316

| DESIGNAZIONE | DIMENSIONI | | | | |
|--------------|------------|-----|------|------|-------|
| | H | B | S | T | KG/M |
| 100 | 100 | 100 | 6 | 10 | 20,40 |
| 120 | 120 | 120 | 6,5 | 11 | 26,70 |
| 140 | 140 | 140 | 7 | 12 | 33,70 |
| 160 | 160 | 160 | 8 | 13 | 42,60 |
| 180 | 180 | 180 | 8,5 | 14 | 51,20 |
| 200 | 200 | 200 | 9 | 15 | 61,30 |
| 220 | 220 | 220 | 9,5 | 16 | 71,50 |
| 240 | 240 | 240 | 10 | 17 | 83,20 |
| 260 | 260 | 260 | 10 | 17,5 | 93 |
| 280 | 280 | 280 | 10,5 | 18 | 103 |
| 300 | 300 | 300 | 11 | 19 | 117 |
| 320 | 320 | 300 | 11,5 | 20,5 | 127 |
| 340 | 340 | 300 | 12 | 21,5 | 134 |
| 360 | 360 | 300 | 12,5 | 22,5 | 142 |
| 400 | 400 | 300 | 13,5 | 24 | 155 |
| 450 | 450 | 300 | 14 | 26 | 171 |
| 500 | 500 | 300 | 14,5 | 28 | 187 |
| 550 | 550 | 300 | 15 | 29 | 199 |
| 600 | 600 | 300 | 15,5 | 30 | 212 |
| 650 | 650 | 300 | 16 | 31 | 225 |
| 700 | 700 | 300 | 17 | 32 | 241 |
| 800 | 800 | 300 | 17,5 | 33 | 262 |
| 900 | 900 | 300 | 18,5 | 35 | 291 |
| 1000 | 1000 | 300 | 19 | 36 | 314 |



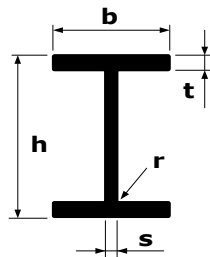
TRAVI IPE ALI PARALLELE

(Possibilità taglio a misura/misure oltre L. 6.000 su richiesta)

AISI
304

AISI
316

| DESIGNAZIONE | DIMENSIONI | | | | |
|--------------|------------|-----|-------|------|--------|
| | H | B | S | T | KG/M |
| 80 | 80 | 42 | 3,9 | 5,9 | 6,00 |
| 100 | 100 | 50 | 4,5 | 6,8 | 8,10 |
| 120 | 120 | 58 | 5,1 | 7,7 | 10,40 |
| 140 | 140 | 66 | 5,7 | 8,6 | 12,90 |
| 160 | 160 | 74 | 6,3 | 9,5 | 15,80 |
| 180 | 180 | 82 | 6,9 | 10,4 | 18,80 |
| 200 | 200 | 90 | 7,5 | 11,3 | 22,40 |
| 220 | 220 | 98 | 8,1 | 12,2 | 26,20 |
| 240 | 240 | 106 | 8,7 | 13,1 | 30,70 |
| 270 | 270 | 135 | 6,6 | 10,2 | 36,10 |
| 300 | 300 | 150 | 7,1 | 10,7 | 42,20 |
| 330 | 330 | 160 | 7,5 | 11,5 | 49,10 |
| 360 | 360 | 170 | 8 | 12,7 | 57,10 |
| 400 | 400 | 180 | 8,6 | 13,5 | 66,30 |
| 500 | 500 | 200 | 10,20 | 16 | 90,70 |
| 550 | 550 | 210 | 11,1 | 17,2 | 106,00 |
| 600 | 600 | 220 | 12 | 19 | 122,00 |





ACCIAIO
INOX