



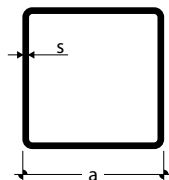


TUBOLARI

TUBOLARI QUADRI

6 MT / 12 MT

EN10219-EN10210



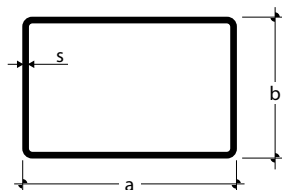
AXA mm	LUCIDI		DEC.	NERI									
	1	1.2	1.5	2	3	4	5	6	8	10	12.5	14.2	16
10X10	0,28	0,33	0,34										
12X12	0,34	0,41	0,43										
15X15	0,41	0,49	0,57	0,70									
16X16	0,47	0,55	0,66										
20X20	0,59	0,71	0,81	1,02	1,36								
25X25	0,75	0,91	1,05	1,34	1,89	2,64	3,14						
30X30	0,86	1,08	1,28	1,65	2,36	2,94	3,93						
35X35	1,09	1,30	1,52	1,96	2,77	3,46							
40X40	1,21	1,44	1,75	2,28	3,30	4,80	5,33	6,41					
45X45	1,38	1,65	1,99	2,6	3,71	4,72	5,61						
50X50		1,82	2,20	2,78	4,21	5,58	6,56	7,56	10,70	12,60			
55X55					4,52								
60X60			2,69	3,54	5,19	6,71	7,97	10,15	13,06	15,70			
70X70			3,00	4,16	6,13	7,97	9,54	11,10	15,57	18,80	21,90		
80X80				4,79	6,80	9,22	11,11	12,99	16,36	22,00	25,60		
90X90				5,42	8,01	10,48	12,68	15,80	20,60	25,10	29,40		
100X100				6,07	8,96	11,73	14,24	17,70	21,4	25,6	25,60	40,40	
110X110					9,90	12,99	15,83	19,60	23,9	28,7	33,00	41,00	
120X120					10,84	14,25	17,4	21,50	28,10	34,60	40,70	45,50	
130X130					12,00	15,82	19,62	23,36	30,60	37,70	44,50	49,90	
140X140					12,72	17,19	21,36	25,49	33,59	40,80	48,20	55,40	62,30
150X150					13,62	18,01	22,11	27,10	35,70	44,00	53,24	59,80	67,40
160X160					14,61	19,4	23,76	29,00	38,20	47,10	55,80	64,20	72,40
175X175					15,98	21,07	26,04	31,90	42,00	51,80			
180X180					16,70	21,78	26,85	32,80	43,20	53,40	63,30	73,00	82,40
200X200					18,60	24,29	29,94	36,60	48,30	59,70	70,90	81,80	92,50
220X220						26,81	33,12	40,30	53,30	66,00	78,40	90,60	102,50
250X250						30,57	37,79	45,10	60,80	75,40	89,70	103,80	117,00
260X260						31,83	39,41	46,94	63,30	78,50	93,50	108,20	122,60
300X300						37,20	45,64	54,52	73,40	91,10	108,60	125,80	142,00
350X350								63,90	85,70	106,00	128,00	147,90	167,00
400X400								75,13	96,90	122,00	146,30	167,50	193,00
450X450								82,90	108,15	135,50	166,50		
500X500									114,40	142,50	169,20	207,00	238,67

TUBOLARI RETTANGOLARI

6 MT / 12 MT



EN10219-~~EN10210~~



AXB mm	DEC.	NERI					
	1,5	2	2,5	3	4	5	6
15X10	0,52						
20X10	0,64	0,81					
20X15	0,75	0,97					
25X10	0,75	0,97					
25X15	0,87	1,13					
25X20	0,96	1,35	1,57	1,83			
30X10	0,87	1,13					
30X15	0,99	1,29	1,44	1,65			
30X20	1,11	1,44	1,77	2,07			
30X25	1,22	1,60	1,96	2,31			
35X10	0,99	1,29					
35X15	1,11	1,44	1,77	2,07			
35X20	1,22	1,60	1,96	2,31			
35X25	1,34	1,76	2,16	2,54			
35X30	1,46	1,91					
40X10	1,11	1,44					
40X15	1,22	1,60	1,84	2,13			
40X20	1,34	1,76	2,16	2,54			
40X25	1,46	1,91	2,34	2,78			
40X30	1,58	2,07	2,55	3,01	3,83		
45X10	1,22	1,52					
45X15	1,34	1,76					
45X20	1,46	1,91	2,23	2,78			
45X25	1,58	2,07	2,42	3,01			
45X30		2,23					
50X10	1,34	1,76					
50X15	1,46	1,92					
50X20	1,58	2,07		3,01			
50X25	1,77	2,23		3,25			
50X30	1,81	2,39		3,49	4,52	5,45	

TUBOLARI RETTANGOLARI

LX8 mm	SPESSORE							
	DEC.	NERI						
	1,5	2	3	4	5	6	8	10
50X40	2,05	2,70	3,96	5,15	6,28	7,35		
60X10	1,58	2,07						
60X15	1,77	2,23						
60X20	1,81	2,39	3,30					
60X25	1,87	2,43	3,58					
60X30	1,99	2,59	3,77	4,83	6,28	7,36		
60X40	2,22	2,91	4,25	5,45	6,39	8,29	10,60	
60X50	2,46	3,22	4,66	5,98	8,02			
70X20	1,99	2,59	3,71					
70X25	2,10	2,75	3,95					
70X30	2,22	2,91	4,19	5,35				
70X35			4,25	5,45	7,07			
70X40	2,46	3,2	4,72	6,08	7,18	9,23	11,80	14,10
70X50	2,69	3,53	5,19	6,71	7,96	10,20	13,10	15,70
80X15	2,10	2,75						
80X20	2,22	2,91	4,19					
80X25	2,34	3,06	4,42					
80X30	2,46	3,33	4,56	5,98				
80X40	2,69	3,53	5,40	6,71	7,96	10,20	13,10	15,70
80X50	2,93	3,85	5,66	7,34	8,75	11,10	14,30	17,30
80X60	3,23	4,16	6,13	7,90	9,54	11,86	15,57	18,80
90X30	2,76	3,56	5,19	6,71				
90X40	2,99	3,85	5,60	7,24	8,75			
90X50	3,23	4,16	6,13	7,86	9,53	12,10	15,57	18,80
90X60		4,48	6,54	8,49	11,10	13,17		
90X70			6,80	8,80	10,80			
100X20	2,76	3,57	5,07					
100X30	3,00	3,85	5,60	7,24	8,70			
100X40		4,16	6,13	7,90	9,54	12,10	15,57	18,80
100X50		4,48	6,60	8,59	10,32	13,00	16,83	20,40
100X60		4,79	7,07	9,11	11,10	12,98	18,09	22,00
100X70				9,85	12,05			

AXB mm	SPESSORE							
	NERI							
	2	3	4	5	6	8	10	12,5
100X80	5,42	8,01	10,38	13,91	15,44	20,40	25,10	
110X50	4,79	7,02	9,12	11,11	13,90			
120X30	4,50	6,60	8,59					
120X40	4,52	7,70	9,22	11,11	13,90	18,10	22,00	
120X50	4,80	7,23	9,64	12,56	14,88	19,30	23,60	
120X60	5,41	8,01	10,48	12,67	15,44	20,40	25,10	
120X80	6,05	8,90	11,73	14,24	17,23	21,41	28,30	29,10
120X100		9,90	12,64	15,73	19,11	25,60	31,40	36,90
130X50	5,42	7,96	10,38	12,68	15,80			
130X60		8,49	10,50					
140X40	5,18	7,66	10,22	12,70				
140X60	6,05	8,90	11,73	14,25	17,70	23,10	28,30	
140X70	6,36	9,37	12,27	15,04	18,70	24,40	29,80	34,40
140X80		9,84	12,99	15,83	19,60	25,60	31,40	36,40
140X100			14,04	17,4	20,70	26,40	31,80	
140X120				19,12	23,36	30,60	34,98	
150X30	5,52	8,19	10,80					
150X40	5,90	8,80	12,27	13,43				
150X50	6,05	8,90	11,73	14,25	17,70	23,10	28,30	
150X60		9,15	12,97	15,04				
150X75			13,60	16,20	20,10	27,00	32,00	37,90
150X100		11,26	14,87	18,17	22,40	29,40	36,10	42,60
160X60		10,06	13,32	16,53	19,69			
160X80		10,79	14,14	17,38	21,50	28,10	34,50	40,70
160X90			15,20	18,17	21,00	27,60	36,10	42,60
160X100		11,96	15,50	19,60	20,80	28,90	35,50	
160X120			16,80	20,70	24,50	31,40		
160X140				22,11	26,19	33,90	41,30	
180X60		10,79	14,25	17,40	21,50	28,10	34,50	40,70
180X80		11,73	15,50	18,97	23,40	30,70	37,70	44,50
180X100			16,90	21,20	25,30	33,20	38,80	44,80
180X120			17,90	22,20	26,30	35,70	44,00	48,70

TUBOLARI RETTANGOLARI

LXB mm	SPESSORE									
	NERI									
	2	3	4	5	6	8	10	12,5	14,2	16
200X40		10,50								
200X80		13,86	15,53	17,20	23,96	30,33	37,75	44,80		
200X100		13,62	18,01	22,09	26,19	35,70	44,00	52,00	59,80	67,40
200X120			19,30	23,83	29,06	38,20	47,10	55,80	64,20	70,20
200X150		16,02	21,15	26,10	30,87	42,00	51,80	61,40	70,00	
220X80			17,90	22,16	26,6	34,12	41,53	52,66		
220X100			19,30	24,10	28,30	36,50	44,40			
220X120			20,30	25,30	29,93	38,97	47,80	58,70		
220X140						40,33	50,42			
250X50				22,25						
250X100		15,98	21,40	26,04	30,90	40,27	48,44	57,90	70,00	77,70
250X150			24,30	30,00	35,70	46,51	57,23	73,00	78,80	91,60
250X200				34,03	40,83	52,80	65,00			
260X140				30,00	35,70	46,70	57,20	67,30	81,10	90,30
260X180				33,20	39,40	51,70	63,50	74,90	87,70	97,30
300X50				26,18	32,30	40,22				
300X100			24,29	30,01	35,68	46,68	57,23	67,30	81,10	90,30
300X150			27,43	33,87	40,29	52,79	65,10	76,80	89,10	98,44
300X200			30,57	39,90	45,24	59,50	72,90	86,20	103,00	112
300X250					51,00	65,30	80,50			
350X100						52,20	65,16			
350X150				37,90	45,10	59,20	72,90	86,20	92,30	103,00
350X250				45,81	54,52	71,80	88,63	105,02	121,00	133,00
350X300								96,5		
400X100				37,90	45,10	59,20	72,90	86,20		
400X150					49,90	65,30	80,50	97,80		
400X200				45,64	54,40	71,80	88,60	105,00	126,00	141,00
400X250				49,57	59,37	77,91	98,50	128,00	138,00	154,00
400X300					63,90	84,40	104,00	124,00	147,90	159,00
450X150					52,80	73,40	91,10			
450X250					63,90	84,40	106,00	124,00	147,10	167,00
500X200					67,70	85,00	106,00	131,00	148,00	168,00
500X250				68,79						
500X300					77,50	96,90	120,00	142,00	170,00	192,00

LAVORAZIONI

/ LAVORAZIONI AL LASER

/ TAGLIO A MISURA

/ FORATURA

/ FILETTI

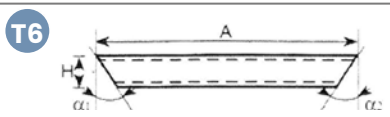
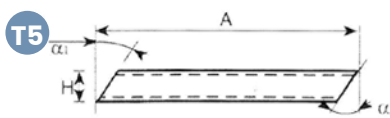
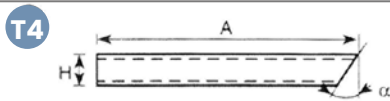
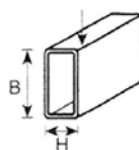
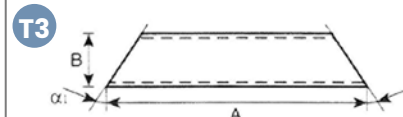
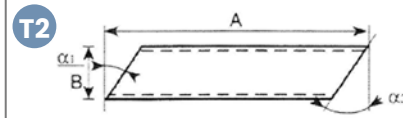
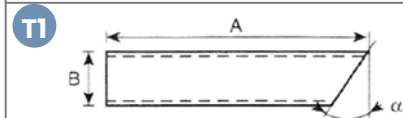
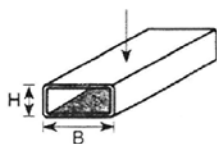
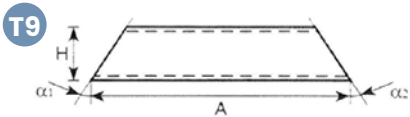
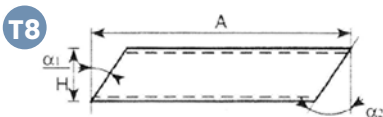
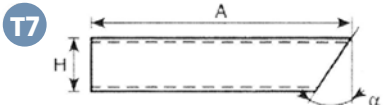
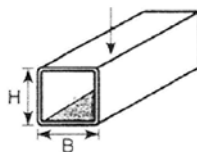
/ ASOLE

/ TASCHE

/ MARCATURE

/ SCANTONATURE

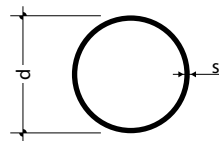
Tabella tagli inclinati



TUBI TONDI SALDATI

6 MT / 12 MT

EN10219



DIAMMETRO mm	SPESSORE							
	LUCIDI		DEC.	NERI				
	1	1,2	1,5	2	3	4	5	6
10	0,22	0,65	0,32					
12	0,27	0,31	0,38					
14	0,32	0,38	0,46	0,54				
15	0,35	0,41	0,50	0,59				
16	0,37	0,44	0,54	0,73				
18	0,42	0,49	0,61	0,79				
20	0,47	0,56	0,68	0,89				
22	0,52	0,62	0,76	0,99				
25	0,59	0,700	0,87	1,13	1,62			
27			0,93	1,22	1,76	2,11		
28	0,67	0,79	0,98	1,28	1,85			
30	0,72	0,85	1,05	1,38	2,00	2,67		
32	0,77	0,88	1,13	1,48	2,15			
33			1,18	1,55	2,25	2,86		
35	0,84	1,00	1,24	1,63	2,37			
38			1,41	1,87	2,76	3,38		
40	0,96	1,16	1,42	1,88	2,74	3,55		
42	1,00	1,20	1,50	1,97	2,89	3,75		
45	1,09	1,33	1,61	2,12	3,11	4,05		
48			1,72	2,27	3,33	4,38	5,30	6,26
50	1,21	1,44	1,79	2,37	3,48	4,54	5,55	
54			1,94	2,44	3,78			
55			1,98	2,61	3,85			
57			2,05	2,71	4,00	5,23		
60			2,16	2,86	4,22	5,52	6,78	7,93
63					4,40	5,70		
65			2,35	3,11	4,59	6,02		
70			2,53	3,35	4,96	6,51	8,02	
76			2,76	3,65	5,40	7,10	8,76	
80			2,90	3,85	5,70	7,50	9,26	
83					5,91			
89			3,23	4,29	6,39	8,38	10,38	12,17

DIAMETRO mm	SPESSORE							
	2	3	4	5	6	8	10	12,5
102	4,93	7,32	9,67	11,96	14,37	18,56	21,82	24,70
108	5,23	7,77	10,26	12,70	15,09	19,06	24,20	26,40
114	5,52	8,21	10,85	13,44	15,99	20,93	25,70	31,60
121	5,87	8,73	11,54	14,31	17,02	21,03	27,40	33,40
127	6,16	9,17	12,13	15,04	17,90	23,50	28,90	35,50
133	6,46	9,62	12,73	15,78	18,79	24,68	30,30	37,40
139,7		10,11	13,39	16,61	19,78	26,00	32,00	38,11
152		11,02	14,60	18,13	21,60	28,44	35,12	43,40
159		11,54	15,29	18,99	22,64	29,82	36,75	45,40
168		12,21	16,18	20,10	23,97	31,57	39,04	48,40
177,8		12,94	17,16	21,33	25,45	33,54	41,40	51,30
193,7		13,98	18,55	23,06	27,52	36,30	45,30	56,20
219		15,98	21,21	26,39	31,06	41,61	51,57	64,00
244,5			23,75	29,57	35,33	46,71	57,90	69,06
273		20,63	26,54	33,05	39,55	52,34	64,94	80,90
323			31,56	39,92	46,30	62,32	77,41	96,70
339,7			33,15	41,32	49,44	65,52	81,41	102,00
355,6			34,72	43,28	51,79	68,66	85,33	107,00
406,4			39,74	49,55	59,32	78,70	97,88	122,00
457,2				55,83	66,84	88,73	110,42	138,00
508				62,10	74,37	98,77	122,97	154,00

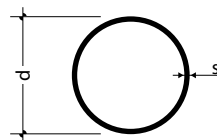
TUBI TONDI SERIE SPECIALE

DEC

DIAMETRO mm	SPESSORE		
	1,5	2	3
100	3,80	4,90	7,35
120	4,60	6,13	8,82
150	5,70	7,35	11,02
180	6,61	8,82	13,23
200	7,35	10,20	14,70
220	8,00	10,78	16,16
250	9,18	12,90	18,37
300	11,0	15,20	21,78

TUBI TONDI CARPENTERIA

NERI ZINC

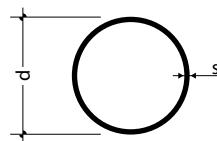


DIAMETRO POLLICI	DIAMETRO mm	SPESSORE mm	PESO NERI KG/M	PESO ZINCATI KG/M
3/8	16.75	2,00	0,74	0,81
1/2	21.25	2,30	0,95	1,18
3/4	26.75	2,50	1,41	1,51
1	33.48	2,50	2,01	2,12
1 1/4	42.25	2,50	2,58	2,71
1 1/2	48.25	3,00	3,37	3,32
2	60.00	3,00	4,22	4,28
2 1/2	76.00	3,00	5,40	6,04
3	88.90	3,00	6,36	7,14
3 1/2	101.60	3,00	7,32	9,10
4	114.30	3,00	8,21	10,30

TUBI TONDI LAMINATI A CALDO A TENUTA

Nero provati fino a 50 atm. / zincati vite manicotto

NERI ZINC

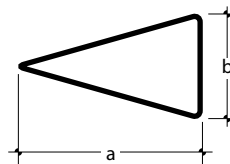


DIAMETRO POLLICI	DIAMETRO mm	SPESSORE mm	PESO KG/M
1/8	10.00	1,80	0,372
1/4	13.25	2,00	0,577
3/8	16.75	2,00	0,753
1/2	21.25	2,35	1,110
3/4	26.75	2,35	1,420
1	33.48	2,90	2,230
1 1/4	42.25	2,90	2,870
1 1/2	48.25	2,90	3,300
2	60.00	3,25	4,630
2 1/2	76.00	3,25	5,930
3	89.00	3,65	7,820
3 1/2	102.00	3,65	8,950
4	114.30	4,05	11,300

TUBI SALDATI TRIANGOLARI

DEC

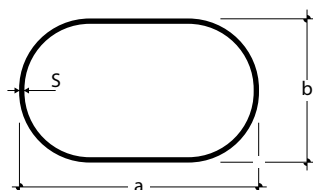
DIMENSIONI AxB mm	SPESSORE mm	PESO KG/ML
30X15	1,5	0,87
40X22	1,5	1,24



TUBI SALDATI OVALI

DEC

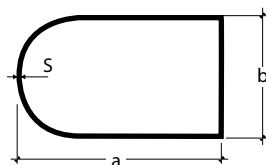
DIMENSIONI BxH	SPESSORE	
	1,5	2
	KG/M	
30X15	0,87	1,10
40X20	1,12	1,25
50X10	1,25	
50X25	1,54	1,87
60X30	2,12	



TUBI SALDATI SEMIOVALI

DEC

DIMENSIONI AxB mm	SPESSORE mm	PESO KG/ML
40X20	1,5	1,11
40X25	1,5	1,22



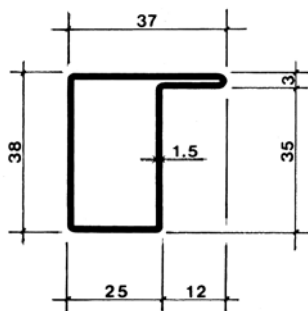
TUBOLARI PER SERRAMENTI

Spessore 1,5 mm

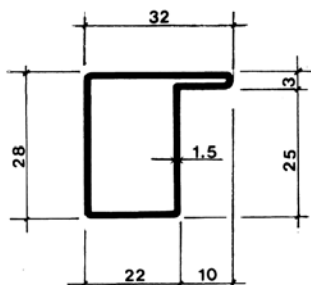
DEC

ZINC

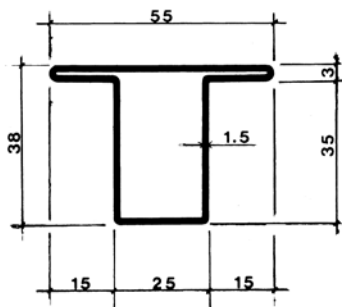
1A Kg/m 1,72



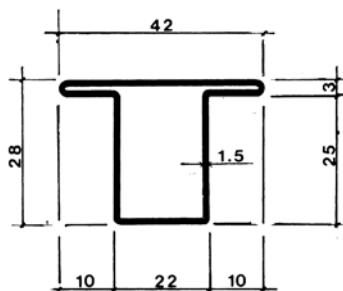
11A Kg/m 1,34



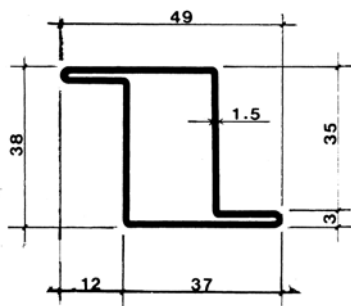
1B Kg/m 2,10



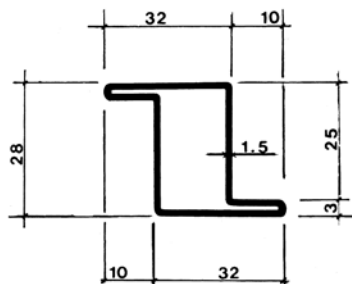
11B Kg/m 1,57



1C Kg/m 1,99



11C Kg/m 1,57

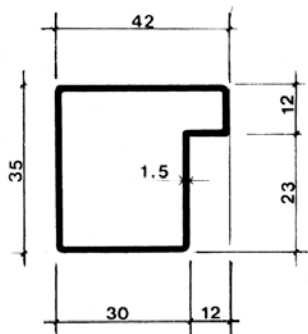


TUBOLARI PER SERRAMENTI

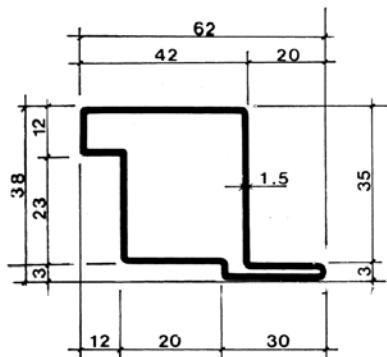
Spessore 1,5 mm

DEC ZINC

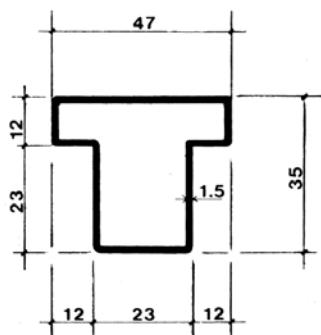
2A Kg/m 1,76



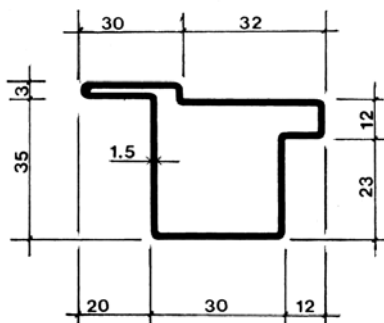
2N Kg/m 2,30



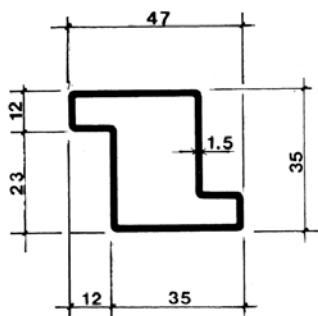
2B Kg/m 1,88



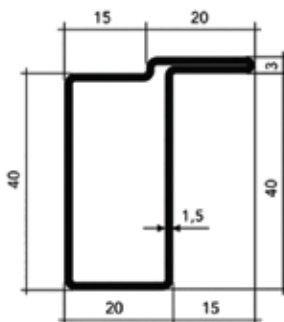
2T Kg/m 2,30



2Z Kg/m 1,88



14A Kg/m 1,79



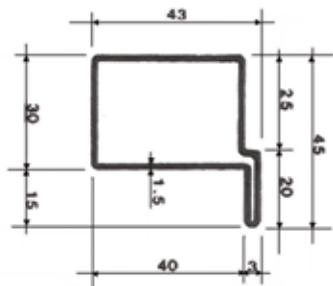
TUBOLARI PER SERRAMENTI

Spessore 1,5 mm

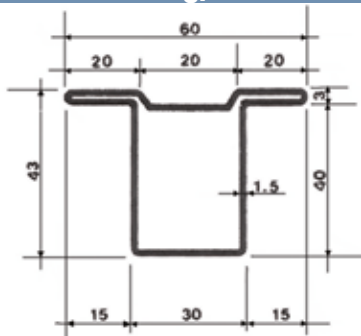
DEC

ZINC

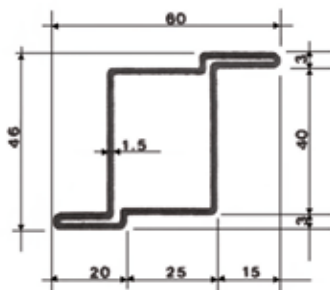
15A Kg/m 2,04



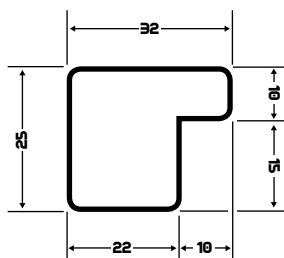
15T Kg/m 2,45



15Z Kg/m 2,45



10A Kg/m 1,40

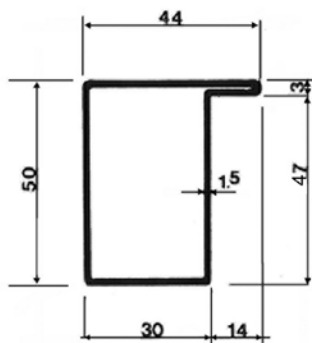


TUBOLARI PER PORTONI

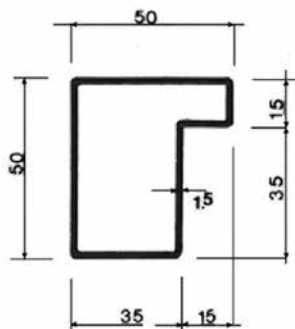
Spessore 1,5 mm

DEC ZINC

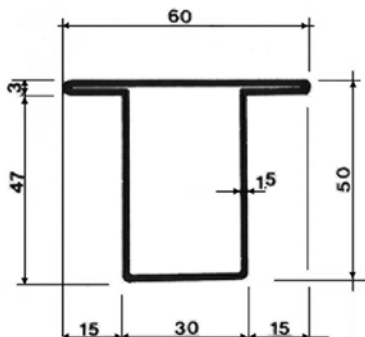
SF1 B **Kg/m** 2,15



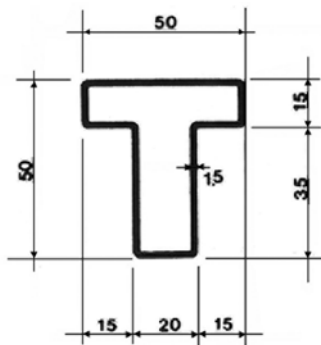
16A **Kg/m** 2,33



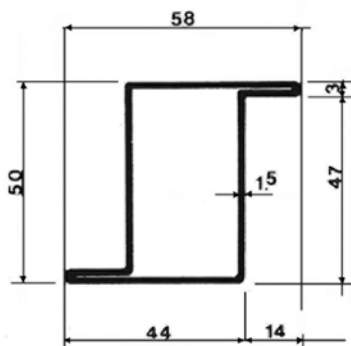
SF2 B **Kg/m** 2,52



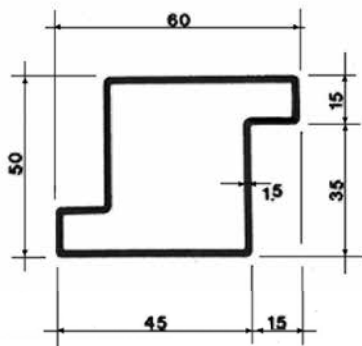
16B **Kg/m** 2,33



SF3 B **Kg/m** 2,52



16Z **Kg/m** 2,56



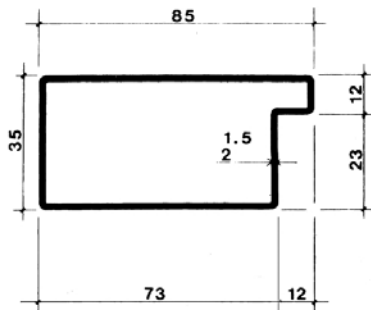
TUBOLARI PER PORTONI

Spessore 2 mm

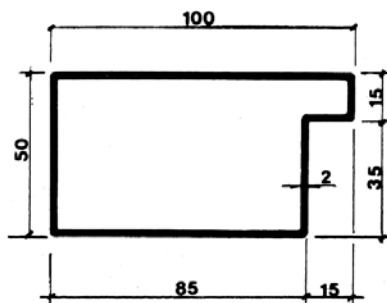
DEC

ZINC

2D Kg/m 2,78



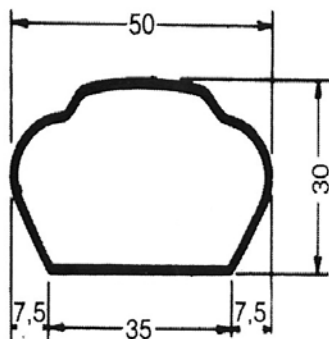
16D Kg/m 4,65



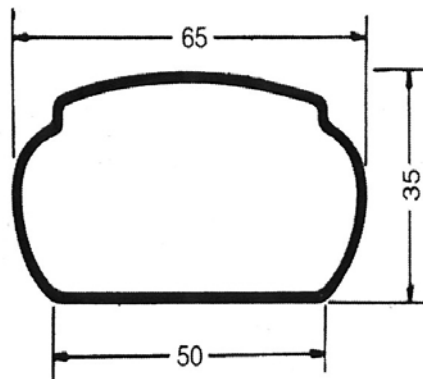
TUBOLARI CORRIMANI

NERI

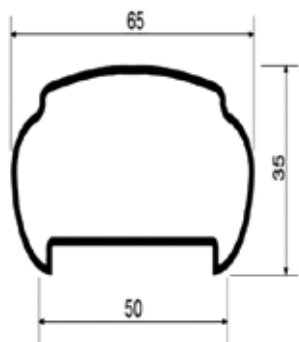
MT 5 **Kg/ml** 1,65



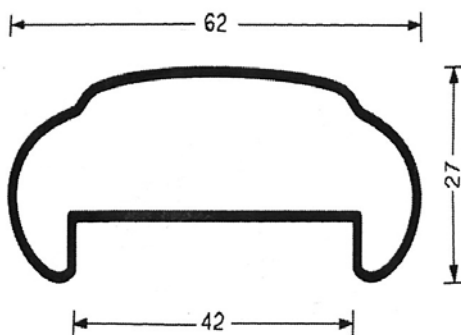
MT 6 **Kg/ml** 2,15



MT 7 **Kg/ml** 2,15



MT 8 **Kg/ml** 1,87



MT 9 **Kg/ml** 1,60

